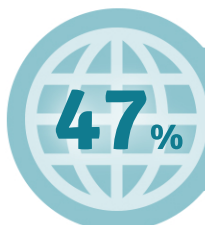


## NATURAL DISASTERS IN ASIA AND THE PACIFIC

By Zin Bo Htet



In 2015, the Asia-Pacific continues to be the world's most disaster prone region. **160** disasters were reported in the region, accounting for **47%** of the world's 344 disasters.

### 2015 SNAPSHOT



**US\$45.1 BILLION**  
total economic loss



**59.3 MILLION PEOPLE**  
affected by disasters



**160 DISASTERS**  
were recorded in the Asia-Pacific region



**16,046 DEATHS**  
due to natural disasters



**EARTHQUAKES**  
had the highest number of fatalities; with **8,790** killed in the Nepal earthquake alone

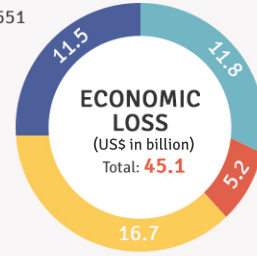
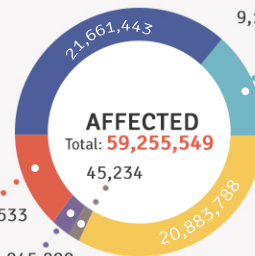

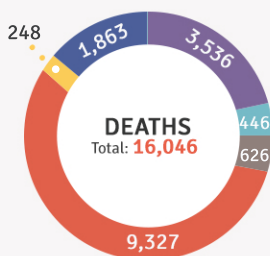
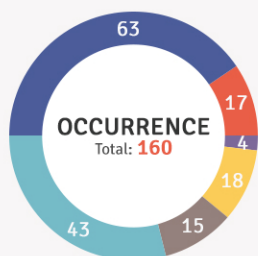


**FLOODS**  
were the most frequent disaster; floods and storms were the costliest in terms of economic loss



**SOUTH AND SOUTH-WEST ASIA**  
was the most affected subregion

### 2015 ASIA-PACIFIC LOSSES BY DISASTER TYPE



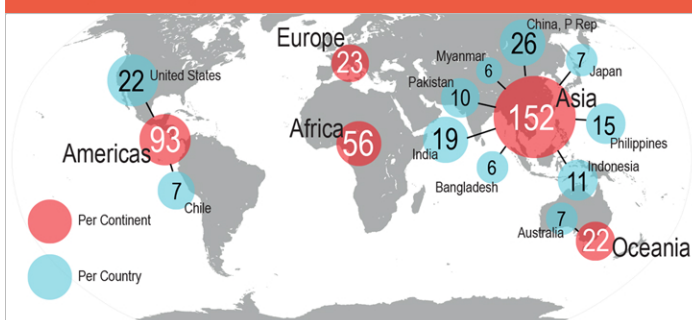
Around half of the 90 storms recorded globally were in the Asia-Pacific, affecting over **9 million people with US\$ 11.8 billion** in economic damage.

Floods were the most frequent disaster in 2015, comprising two-fifths of all disasters, affecting over **2 billion people with US\$11.5 billion** economic damage.

\*Data on slow-onset disasters is not yet available

Source: EM-DAT (Accesses February 2016)

### TOP 10 Number of reported disasters by country



(1): Natural disasters: epidemic and insect infestations not included

The top five most disaster-hit countries in 2015 were **China (26), USA (22), India (19), Philippines (15) and Indonesia (11)**.

### EFFECTS OF NATURAL DISASTERS IN THE ASIA-PACIFIC

